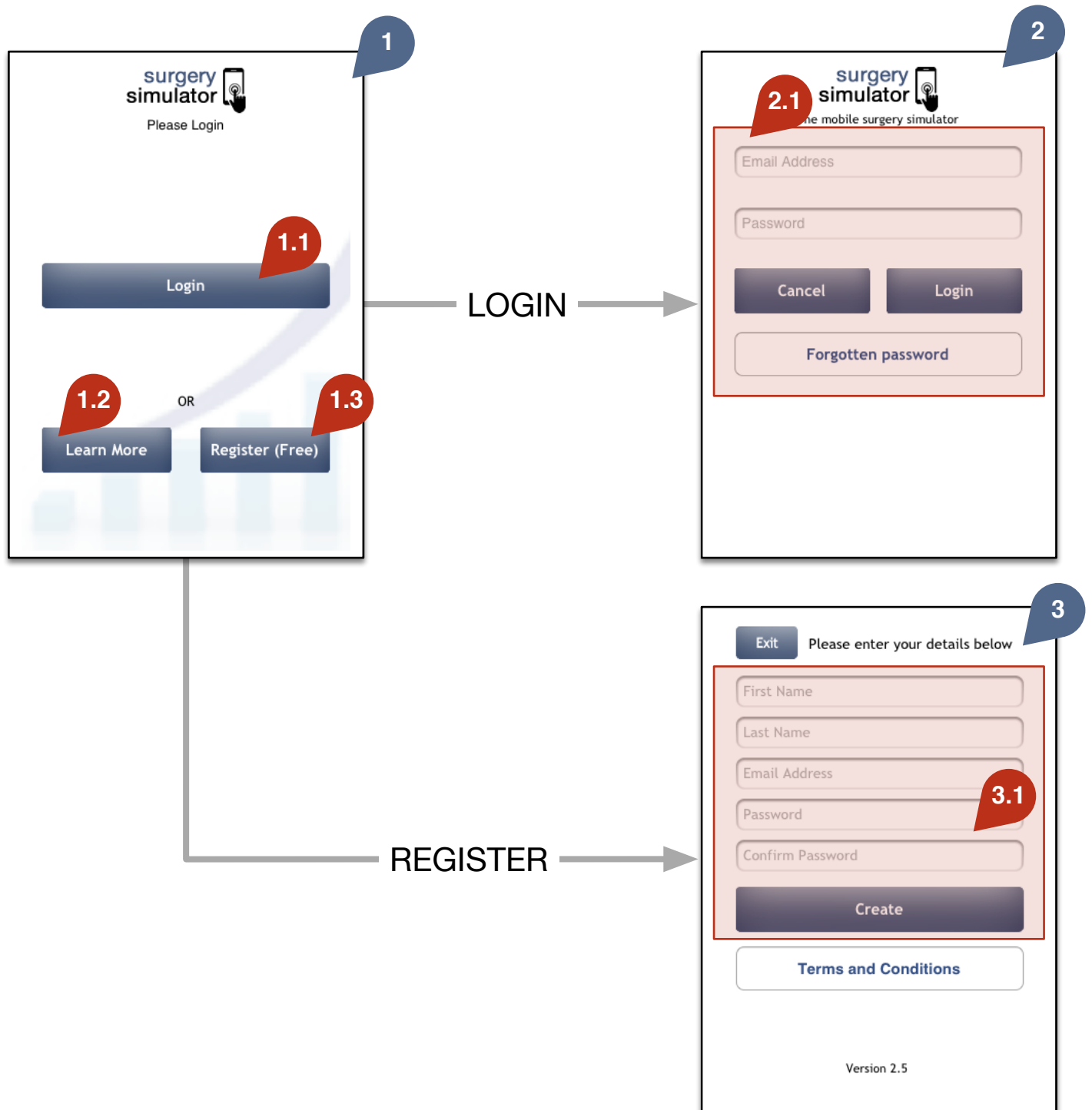


# How to improve your **LOGIN** process in a mobile app

Author: Miguel A. Rodriguez-Garcia  
Version 1: August 2013

# Surgery Simulator | Wireframes

## Current Login Process



### 1 Home

- 1.1 Login button
- 1.2 External link
- 1.3 Register button


### 2 Login Screen

- 2.1 Login form

### 3 Register Screen

- 3.1 Register form

# Surgery Simulator | Wireframes Improved Login Process

surgery simulator 

Email

Password

Sign in

[Forgot password?](#)

Sing up

[Learn more](#)

1

2

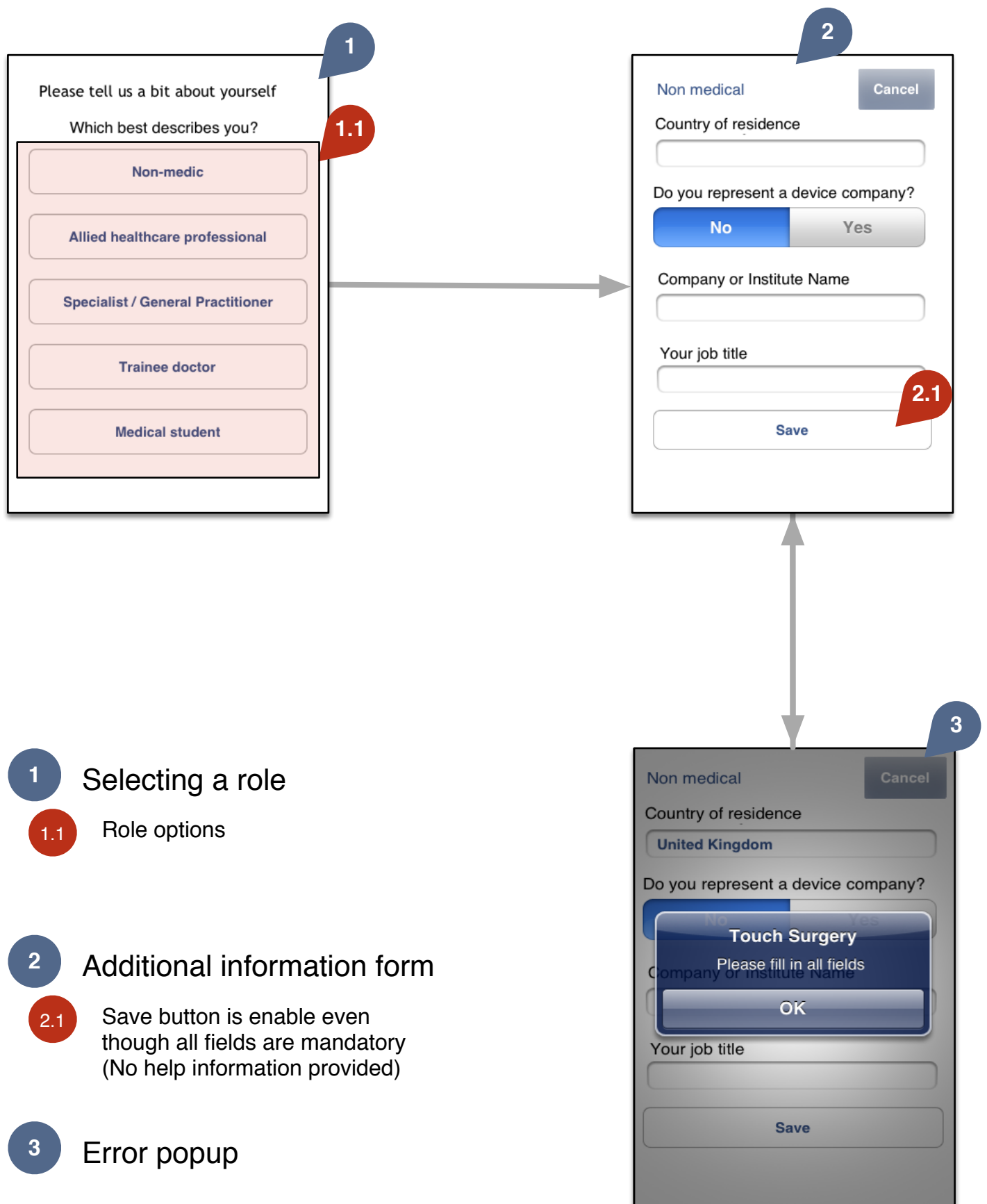
\*

\*

- 1 Login Form
- 2 Sing up
- \* Consistency on external links that will open a browser  
(Note that the buttons represents actions inside the app)

# Surgery Simulator | Wireframes


## Current Account Information



- 1** Selecting a role
  - 1.1** Role options
- 2** Additional information form
  - 2.1** Save button is enable even though all fields are mandatory (No help information provided)
- 3** Error popup


# Surgery Simulator | Wireframes


## Improved Account Information


surgery simulator 

Please, tell us a bit about yourself

1


Which best describes you? 

Country of residence 

Do you represent a device company? 

Company or institute name

Your job title

 \*

\* All fields are mandatory

- 1 Select input with options (Instead of a dedicated screen)
- \* Instead of a popup error message the Save button will be DISABLED all the fields are complete